

# CITY OF LYNDHURST BUILDING DEPARTMENT

## **INSPECTORS**

Steve Rodriquez  
Joe Verbiar

## **BUILDING COMMISSIONER**

John Maichle  
5301 Mayfield Road  
Lyndhurst, OH 44124  
440-473-5108/Fax: 440-442-7189

## **SECRETARY**

Sheila Manfredi  
Kari Link

## APPLICATION FOR DECK PERMIT

DATE: \_\_\_\_\_

PROJECT ADDRESS: \_\_\_\_\_

OWNER NAME: \_\_\_\_\_

CONTRACTOR: \_\_\_\_\_

ADDRESS: \_\_\_\_\_ ZIP: \_\_\_\_\_

PHONE#: \_\_\_\_\_ EMAIL: \_\_\_\_\_

SQUARE FOOTAGE OF DECK: \_\_\_\_\_

APPLICANT IS REQUIRED TO SCHEDULE THE FOLLOWING  
INSPECTIONS TO BE PERFORMED: FOOTER, FRAMING AND  
FINAL.

SIGNATURE OF APPLICANT: \_\_\_\_\_

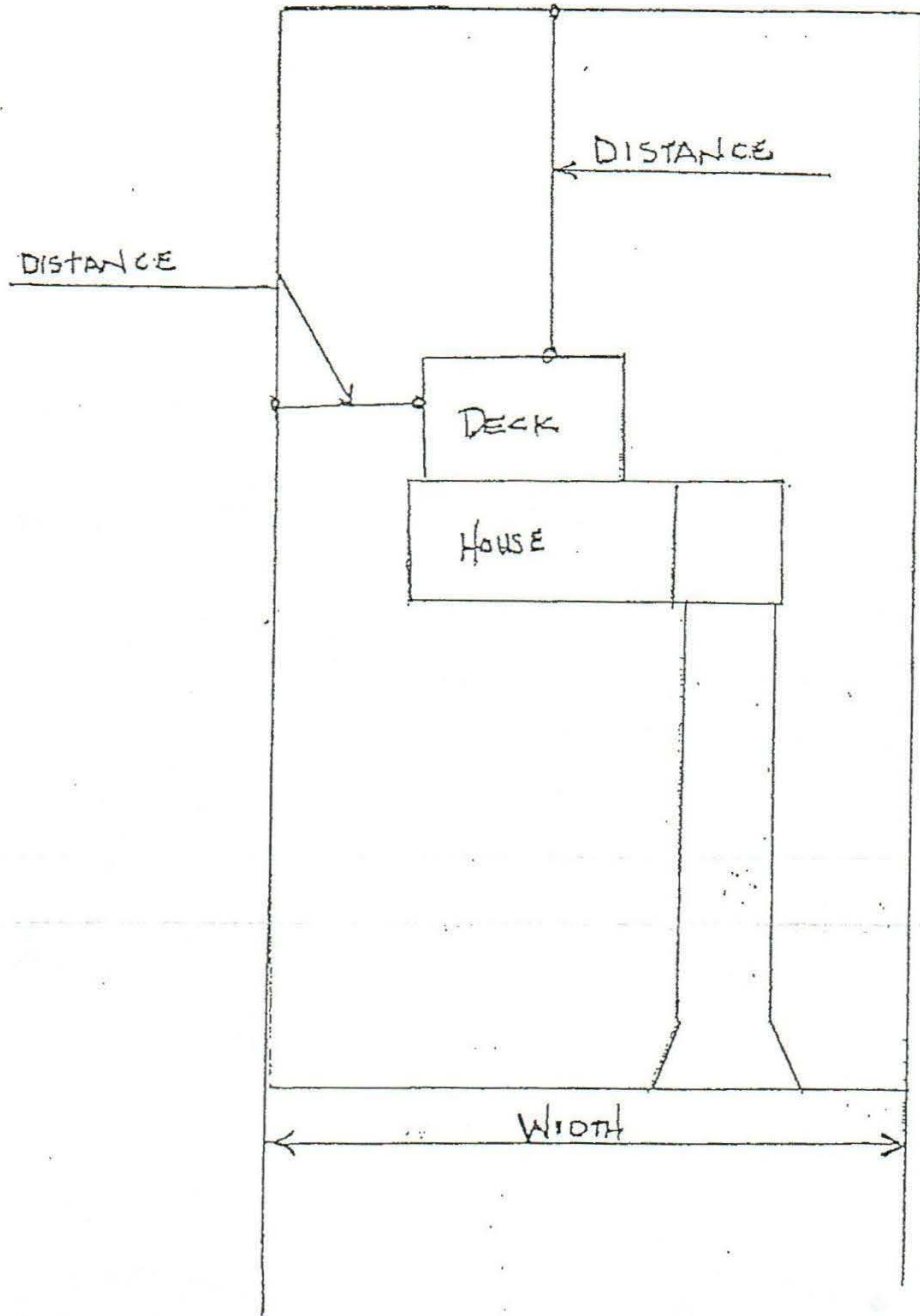
PRINT NAME: \_\_\_\_\_

## RESIDENTIAL DECKS

- 1) Building permits are required for construction of all decks.
  - 2) Plans for multi-level, roofed, or decks with arbors / trellises may have to be submitted to the Architectural Review Board for approval.
  - 3) All deck construction must meet current Ohio residential building code requirements.
  - 4) All post footers and step foundations must be a minimum 42 inches below grade.
  - 5) Decks which are 30 inches or more above grade must have a guardrail of approved design. Guardrails must be a minimum 36 inches above the deck floor with spacing of less than 4 inches between spindles or other structural members.
  - 6) Electrical service conductors must maintain a minimum of 10 feet clearance to the deck floor surface.
  - 7) Minimum footer size for a four inch support post is 12 inches.
  - 8) Two copies of plans are required to be submitted to the Building Department for review prior to a permit being issued. The plans are to include:
    - A) Site Plan
    - B) Foundation, Post and Decking Plan
    - C) Beam / Joist Detail
    - D) Framing and Fastener Detail
    - E) Steps, Handrail and Guardrail Details
    - F) Elevation Drawing
-

# SAMPLE

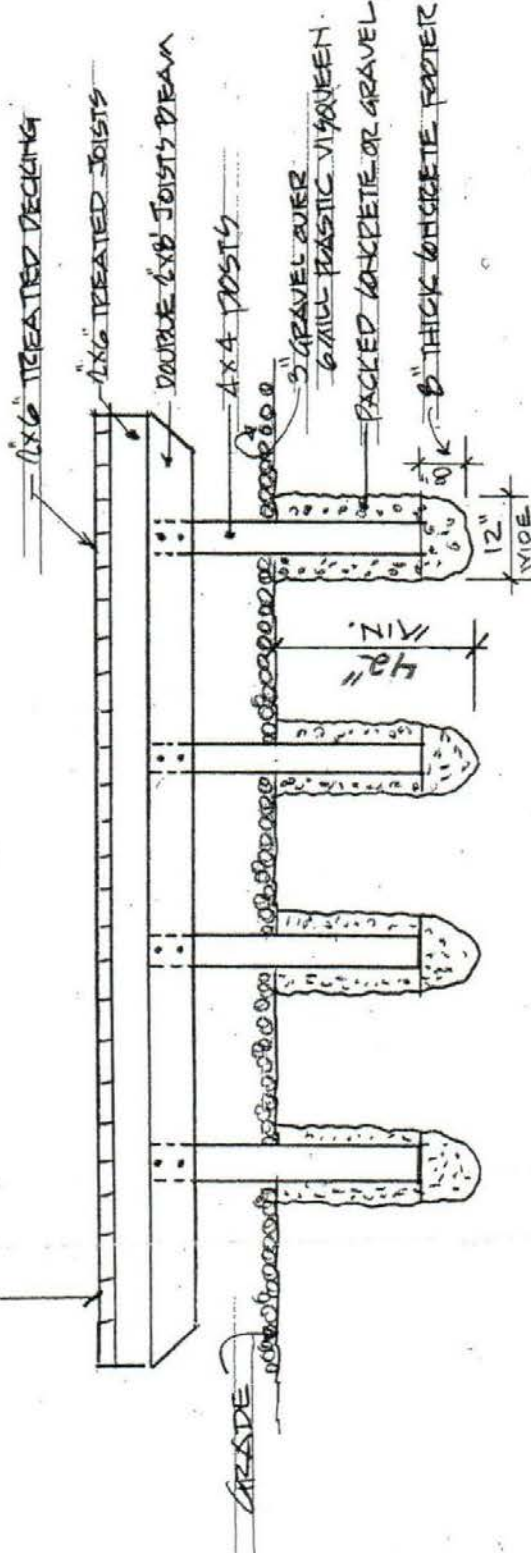
## SITE PLAN FOR DECK CONSTRUCTION



DECKS - POST AND DECKING

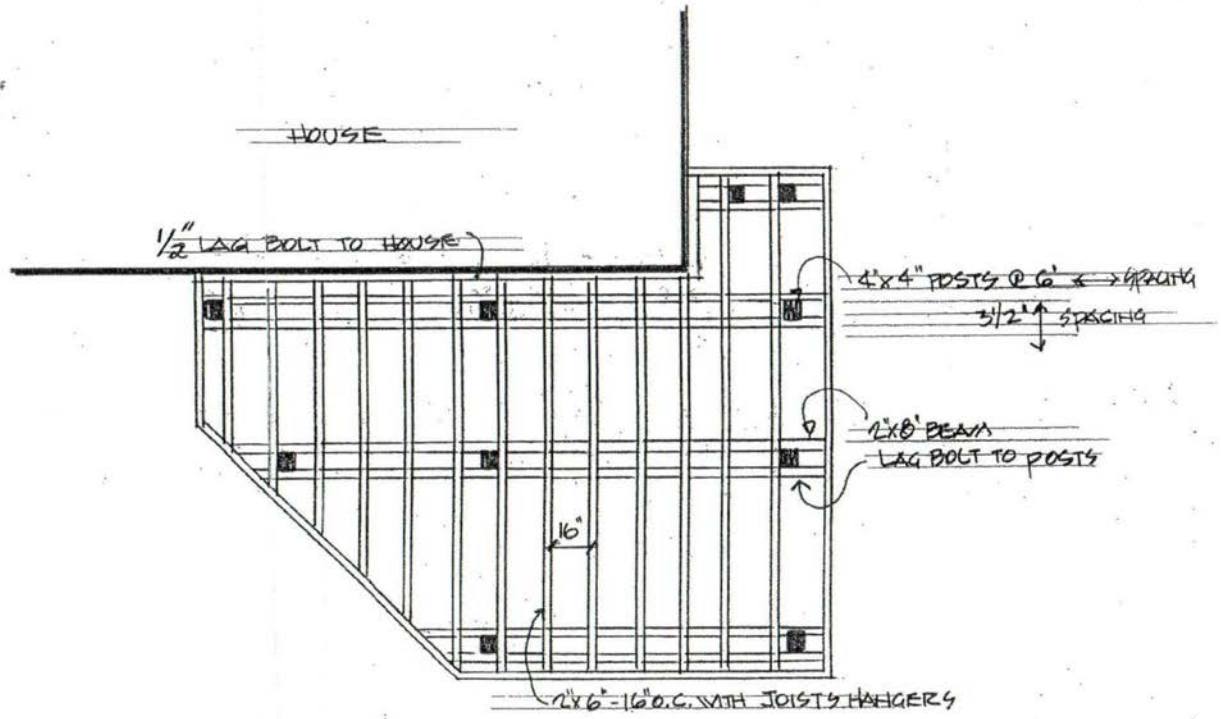


10'  
MIN. CLEARANCE



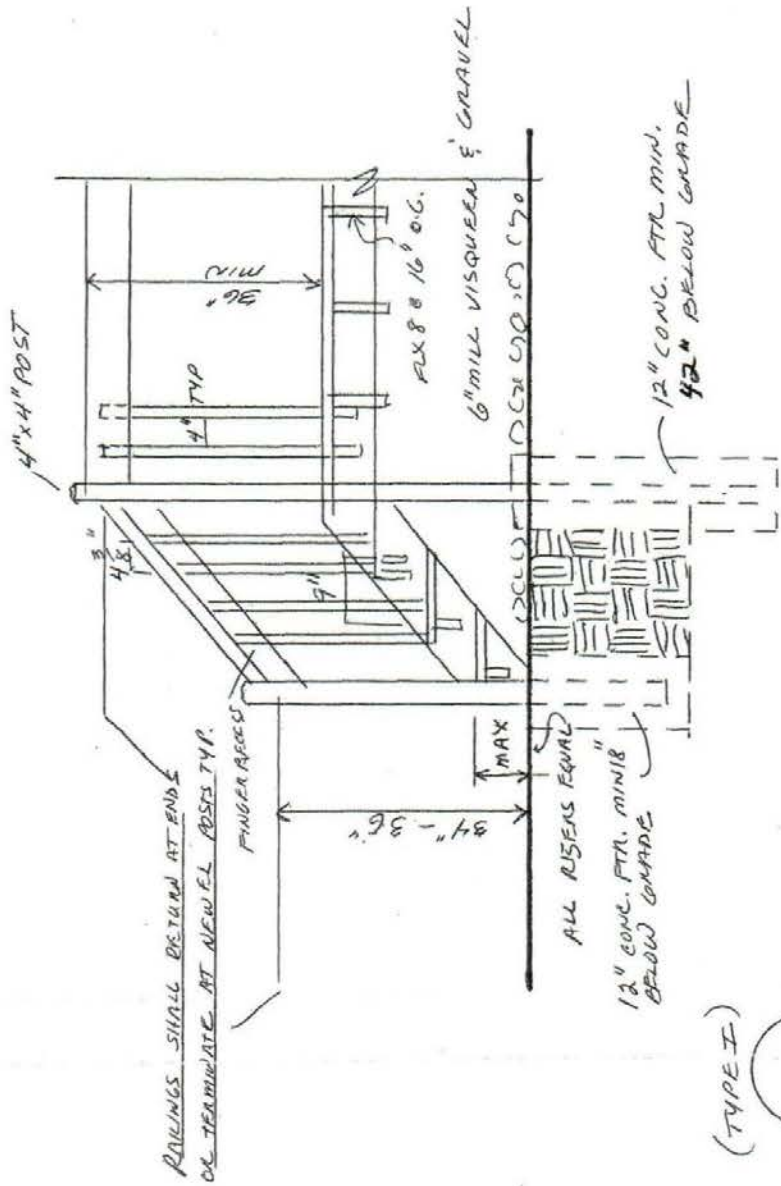
RAILING POST AND DECKING  
EXAMPLE ONLY

DECK - FRAMING



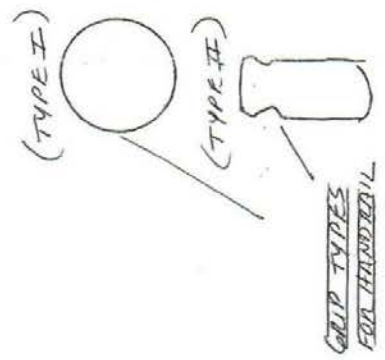
DECK FRAMING - EXAMPLE ONLY

**DECKS - STEPS**




DECKS - STEPS

TREATED LUMBER SAMPLE



DECK: ELEVATION



DECK - ELEVATIONS  
EXAMPLE ONLY